

Key Instant Recall Facts

Year 4 Autumn Term 1

This half term your children are working towards achieving their individual KIRF targets, indicated below.
The ultimate aim is for your child to be able to recall these facts *instantly!*

Know all number bonds for 100

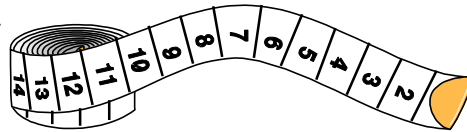
Helpful hints for parents

- *Create regular, short opportunities for rapid-fire questions where an instant correct answer is required.*
- *Use objects to consider the bonds in a practical way.*
- *Look at the patterns with both objects and numbers e.g. as one number increases, the other one decreases.*

Key vocabulary

how many more to make altogether make sum total how much more is...than... difference between

I have a metre of string. I use 67cm to wrap my parcel.
How much string is left?



33cm are left!

Well done, that was quick!

Jack has £1. He spends 30p. How much change does he get?

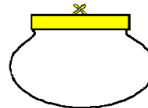
70p!

Are you sure?

Yes, the sum of 70p and 30p is 100p - that's £1.

Dice:

Roll two dice (treat the first as the tens digit and the second as the ones) - ask how many more to make 100.



Building confidence in mathematics is crucial so be pleased with their efforts and always encourage with praise. Make sure practice sessions are enjoyable - if your child is really not in the mood it is the wrong time to be practising!



Key Instant Recall Facts

Year 4 Autumn Term 2

This half term your children are working towards achieving their individual KIRF targets, indicated below.
The ultimate aim is for your child to be able to recall these facts **instantly!**

Know multiplication and division facts for the 7x table

- *Create regular opportunities for rapid-fire questions where an instant correct answer is required.*
- *Encourage children use what they already know, for example the 6x table is double the 3x table!*
- *Chanting tables really does help. Make it fun by adding actions too, or singing!*
- *Don't forget to chant those division facts too; they are often much harder to recall.*

Key vocabulary times multiplied by lots of groups of multiple of divided by shared
product divisible by

A piece of ribbon measures 56cm in total. 8 cm are needed to make a bow. How many bows can we make?

7 bows!

Can you prove it to me?

Well there are seven eights in 56.



Timed Games:

How well are you doing? How many questions can you answer in 2 minutes? Can you beat your own record?

Dominos:

Pick a domino, add the number of dots together then multiply by the table they are working on. To extend to all times tables, pick two dominos to multiply the total number of dots on each together.

Linking to division:

$$0 \times 7 = 0$$

$$1 \times 7 = 7$$

$$2 \times 7 = 14$$

$$3 \times 7 = 21$$

$$4 \times 7 = 28$$

So...

$$7 \div 7 = 1$$

$$14 \div 7 = 2$$

$$21 \div 7 = 3$$

$$28 \div 7 = 4$$

Building confidence in mathematics is crucial so be pleased with their efforts and always encourage with praise. Make sure these practice sessions are enjoyable - if your child is really not in the mood it is the wrong time to be practising!



Key Instant Recall Facts

Year 4 Spring Term 1

This half term your children are working towards achieving their individual KIRF targets, indicated below.
The ultimate aim is for your child to be able to recall these facts **instantly!**

Know the decimal and percentage equivalents of the fractions $\frac{1}{2}$, $\frac{1}{4}$, $\frac{3}{4}$, $\frac{1}{3}$, $\frac{2}{3}$, tenths and fifths

Helpful hints for parents

- To find a decimal of any fraction you just divide the top number by the bottom e.g. 1 divided by 2 = 0.5
- Encourage children to use what they already know, for example $\frac{1}{2}$ is 50% so $\frac{1}{4}$ is half of that - 25%
- For $\frac{1}{3}$ and $\frac{2}{3}$ we would round. So $\frac{1}{3}$ is 0.33 and 33% and $\frac{2}{3}$ is 0.67 and 67%. All seven facts are below.

Key vocabulary

decimal percentage equivalent the same as is equal to fractions numerator denominator

Fraction	Decimal	Percent
$\frac{1}{2}$	0.5	50%
$\frac{1}{4}$	0.25	25%
$\frac{3}{4}$	0.75	75%
$\frac{1}{3}$	0.33	33%
$\frac{2}{3}$	0.67	67%
$\frac{1}{10}$	0.1	10%
$\frac{1}{5}$	0.2	20%

Blockbusters!

You could use a blank template of the hexagonal board to create a game in which they have to give an equivalent to the fraction/decimal/percentage given on the other side. They have to get from one side of the board to the other to win the game!



Building confidence in mathematics is crucial so be pleased with their efforts and always encourage with praise. Make sure these practice sessions are enjoyable - if your child is really not in the mood it is the wrong time to be practising!



Key Instant Recall Facts

Year 4 Spring Term 2

This half term your children are working towards achieving their individual KIRF targets, indicated below. The ultimate aim is for your child to be able to recall these facts **instantly!**

Know all pairs of multiples of 50 with a total of 1000

Helpful hints for parents

- *List pairs of numbers*
- *Dot the opposite statements alongside e.g. $850 + 150$ $150 + 850$*
- *Practise with the numbers in order and chosen randomly - remember the aim is for the child to be able to respond immediately.*

Key vocabulary

How many more to make..?, altogether, make, sum, total, how much more is...than..., ...difference between divisible by, factor, shared, divided by, groups of

If I have 750 ml of orange juice in a 1000ml jug, how much more do I need to fill it?



250ml!

Well done, that was quick!



Cards

Make cards with multiples of 50 on them (e.g. 50, 100, 150 etc)

- child can select one at random and quickly calls out how many more are needed to make 1000
- ask children to sort them into pairs that total 1000 - how quickly can they do it? Can they beat their last time?

Dad measures 350g of sugar from a kilogram bag of sugar to bake a cake. How much sugar is left in the bag?

650g!

How do you know?

Because 350 and 650 total 1000.



Building confidence in mathematics is crucial so be pleased with their efforts and always encourage with praise. Make sure these practice sessions are enjoyable - if your child is really not in the mood it is the wrong time to be practising!



Key Instant Recall Facts

Year 4 Summer Term 1

This half term your children are working towards achieving their individual KIRF targets, indicated below. The ultimate aim is for your child to be able to recall these facts *instantly!*

Know multiplication and division facts for the 11 and 12 times tables.

11 x Table – THE FACTS

- 1x11=11
- 2x11=22
- 3x11=33
- 4x11=44
- 5x11=55
- 6x11=66
- 7x11=77
- 8x11=88
- 9x11=99
- 10x11=110
- 11x11=121
- 12x11=132

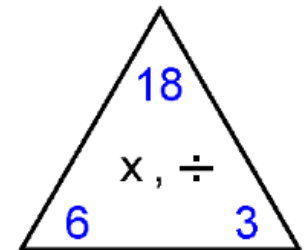
*Don't forget the
division facts!
e.g. $88 \div 11 = 8$ and
 $88 \div 8 = 11$*

1 to 9 are EASY PEASY!
So...spend your time
learning these last three
for INSTANT RECALL!

12 x Table – THE FACTS

- 1x12=12
- 2x12=24
- 3x12=36
- 4x12=48
- 5x12=60
- 6x12=72
- 7x12=84
- 8x12=96
- 9x12=108
- 10x12=120
- 11x12=132
- 12x12=144

Fact Family



Remember, the fact family triangle might help you learn these!



Key Instant Recall Facts

Year 4 Summer Term 2

This half term your children are working towards achieving their individual KIRF targets, indicated below. The ultimate aim is for your child to be able to recall these facts *instantly!*

Know all number bonds for £1 using decimal notation.



Decimal Notation
(using the tenths and hundredths columns):

5p = £0.05
28p = £0.28
94p = £0.94

This uses your knowledge of number bonds for 100. Yay! Money really helps us with decimals so use 'real life' shop situations...



"What is the bond for £1 if I have 48p?"

"That's 52p!"

"And as a decimal?"

"That's 0.52!"

"How much change will I get from £1 if I spend 35p on sweets?"

"65p...or 0.65 as a decimal!"

