

Homework - Year 2

Given: 23.3.26

Due: 13.4.26



Maths

Arithmetic:

✖ Multiply by 10

1. $3 \times 10 = \underline{\quad}$

2. $6 \times 10 = \underline{\quad}$

3. $8 \times 10 = \underline{\quad}$

4. $4 \times 10 = \underline{\quad}$

5. $9 \times 10 = \underline{\quad}$

÷ Divide by 10

1. $20 \div 10 = \underline{\quad}$

2. $50 \div 10 = \underline{\quad}$

3. $70 \div 10 = \underline{\quad}$

4. $100 \div 10 = \underline{\quad}$

5. $40 \div 10 = \underline{\quad}$

This week's learning:

Complete the number sentences:

a) $5 \times 5 = \square$

f) $\square = 11 \times 5$

b) $\square = 9 \times 5$

g) $5 \times \square = 5$

c) $5 \times 6 = \square$

h) $5 \times 0 = \square$

d) $5 \times \square = 40$

i) $10 = 5 \times \square$

e) $35 = \square \times 5$

j) $\square \times 5 = 60$

A sandwich costs £2 and a box of crayons costs £5

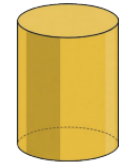


Jack buys 5 sandwiches and 3 boxes of crayons.
How much does he spend in total?

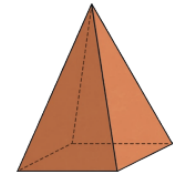
Practise makes perfect:

Match the 3D shape to the correct picture

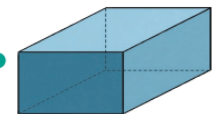
cube



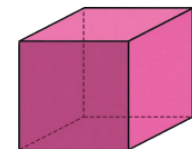
cylinder



square-based pyramid



cuboid



Homework - Year 2

Given: 23.3.26

Due: 13.4.26



English

SPAG:

Add an adjective (describing word) to these sentences.

The _____ bunny hopped across the garden.

I found a _____ egg under the tree.

The chick is very _____ and fluffy.

We ate some _____ chocolate eggs.

How to Make Spring Nest Cakes

You will need: shredded wheat, melted chocolate, small chocolate eggs and small cake cases.

Method: First, crumble the shredded wheat into the melted chocolate and mix them together. If the mixture is too runny, add some more shredded wheat.

Second, take a big spoonful of the chocolate mixture and add it to a cake case carefully. Then, put some small chocolate eggs in the middle so that it looks like a nest. After you have decorated all of the nests, put them in the fridge for a few hours until they have set.

Enjoy!



1. Which of these do you **not** need to make Spring Nest Cakes? Tick one.

- melted chocolate
- a rolling pin
- chocolate eggs
- cake cases

2. Why do you think the recipe says you have to work **carefully**?

3. Find and copy a word that means 'gone hard'.

4. What should you do after you have added the mixture to the cake case?
